

St.Richard's RC Primary School

Home Learning for Year 6 pupils from 20th April- 1st May 2020

Be **active** and **learn** at the same time (MATHS, ENGLISH, PSHE and MORE) with **Super Movers** on BBC Teach

<https://www.bbc.co.uk/teach/supermovers/ks2-collection/zr4ky9g>




Science – Living Things

Who was Carl Linnaeus? Research and find out as much as you can about him. Find out what 'The Linnaean System of Classification' is and how it works.

Watch the following:

<https://www.bbc.co.uk/teach/class-clips-video/science-ks2-the-work-of-carl-linnaeus/zhnjf4j>

Why not create a fact file!

Maths	English	Art
<p>Complete the task that has been set for you on Mathletics each day.</p> <p>White Rose Maths has teaching videos with accompanying activities and answers. https://whiterosemaths.com/homelearning/year-6/</p> <p>Each day watch the short, interactive video and if possible complete the activity.</p> <p>This week's focus is on 'Fractions' and next week's is on 'Fractions, decimals and percentages'.</p> <p>Previous learning, which you can still access, focuses on angles, ratio, scale factors and measuring with a protractor.</p> <p>For extra challenge, have a go at the Year 7 Home Learning on the White Rose Maths website!</p>	<p>Create a 'Spring' poem.</p> <p>It's Spring</p> <p>It's spring And the garden is changing its clothes, Putting away Its dark winter suits, Its dull scarves And drab brown overcoats.</p> <p>Now, it wraps itself in green shoots, Slips on blouses Sleeved with pink and white blossom, Pulls on skirts of daffodil and primrose, Snowdrop socks and purple crocus shoes, Then dances in the sunlight.</p> <p><i>By John Foster</i></p> <p>Create your own anthology (a book of poems). Titles could include 'The Dream', 'The Seaside', 'Space', 'The Monster', 'My Friend' and any others you can think of. Illustrate your poems and then read them aloud to your family.</p> 	<p>Google the artist Romero Britto and see if you can re-create one (or more) of his works. The heart is used in a lot of his pictures so you could add NHS into yours and put it in your window (if allowed).</p>   <p>Before starting, study the colours, lines, shapes and patterns. Think about whether you will use pencils, markers or paint and prepare what you need in advance.</p>

If you have a 'Nessy' username and password, remember to do 15/20 minutes per day!

