

St. Richard's R.C. Primary School

Home Learning for Year 3 pupils from 15th June – 26th June 2020

CLICK THE IMAGES TO VISIT THE LINKED WEBSITES

Start your day with some exercise – tune in to PE with JOE WICKS!

Join the daily 20 minute session at 9.00am



Religion

At this time of year, there are two special feast days that link Jesus and His mother Mary. The first celebrates the Sacred Heart of Jesus, the second the Immaculate Heart of Mary. Together, the two days are known as the Alliance of the Hearts of Jesus and Mary.

In week one, fill a large heart with all the ways Mary helped and showed love for Jesus throughout His life. In week two, fill another large heart with things that Jesus did to show love to others.



Maths



Complete learning tasks and use live play in Mathletics to keep your skills sharp!



Use the Oak National Academy website to complete one maths lesson per day.

In week one, work through the section on *fractions*. In week two, have a go at the section on *measures*.



You can also use the TopMarks website to help with your mental methods and tables work. Use 'Hit the Button' for quickfire practice.

Want Extra?



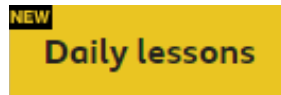
English



Hundreds of free e-books!



Read for at least 30 mins per day and continue to take quizzes!



Use the BBC home learning website to complete one English lesson per day.

If you have a Nessy login, make sure that you complete the tasks on your level.



Join Taika Waititi and his famous friends for a special reading of Roald Dahl's *James and the Giant Peach* on the Roald Dahl HQ YouTube channel.

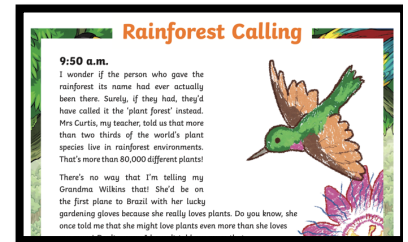
Topic (Rainforests)



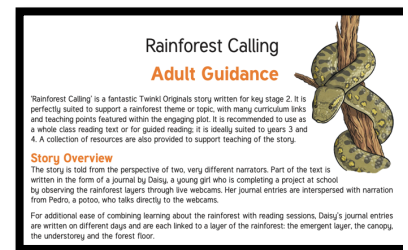
Revisit your rainforest learning with this special eBook. Click on the cover to download the story, then use the resources below to help you explore the book further and show your understanding:



Guided Reading Questions



Comprehension Activities



Guidance for Grown Ups

Please remember that Accelerated Reader logins will not work if you try to access the site via a Google search.

Please make sure you use the school's unique link